

Hylden Advocacy & Law 2023 Nonprofit Minnesota State Funding Breakdown


**In Partnership with Margaret A. Cargill Philanthropies
(MACP) & Minnesota Council on Foundations (MCF)**





Table of Contents

03	Executive Summary
06	Key Takeaways
08	Agriculture
10	Capital Investment
16	Early Education
18	Education
22	Health & Human Services (HHS)
30	Human Services
34	Housing
36	Legacy
40	Public Safety
44	Taxes
46	Workforce & Economic Development
52	Appendix A: Spending Across Biennia
53	Appendix B: Legacy
56	Appendix C: Data Graphics
60	Resources
61	Acknowledgements



Executive Summary

Session Overview:

When the Minnesota Legislature adjourned on Monday, May 23rd, they concluded one of the most historic legislative sessions in our state's history. For the first time in ten years, the Governor, Senate, and House majorities were all held by the Democratic-Farmer-Labor Party (DFL). In addition to a one-party trifecta over all three branches of state government, the Office of Minnesota Management and Budget (MMB) was predicting the legislature would have roughly a \$17.1B surplus to work with when crafting the state's fiscal years 2024-2025 budget. Up from the previous biennial budget of \$51.6B, the final budget passed for the next biennium totaled \$71.5B (See Appendix A for historical state spending details). While much of the \$17.1B surplus is towards one time state spending, \$5B is in ongoing appropriations.

These extraordinary financial and political circumstances provided a platform for the advancement of long-discussed policies and investments across the board. State agencies, businesses, nonprofits, and residents will all feel the impact of the investments and policies passed in the 2023 legislative session.

For nonprofits in Minnesota, significant investments were made by the state and additional scrutiny will be applied to their work as a result of 2023 laws. The legislature was clear that they understand and appreciate the critical partnership government has with nonprofits to deliver services and opportunities to Minnesotans. The legislature showed this understanding by including hundreds of millions of dollars either directly appropriated (to an estimated 286 organizations) or appropriated through a competitive grant program, to Minnesota nonprofits in state agency budgets. A significant amount of work lies ahead to award and deploy this unprecedented infusion of public resources. With philanthropic, business, and public partners also at the table, Minnesota has an opportunity to address many of the pervasive issues facing communities and families across the state.

Executive Summary

Budget Overview:

The following report provides an in-depth account of the hundreds of direct appropriations made to nonprofits by legislative committees through their budgets.

Below includes top level highlights:

Agriculture

\$148M increase in spending, \$100M of which is dedicated to expanding broadband access.

Capital Investment

Two bills totaling \$2.6B in funding for hundreds of capital projects across the state. \$226.7M is appropriated to specific nonprofit capital projects.

Early Learning

\$300M increase in spending, \$280M of which is appropriated to nonprofits via competitive grant programs and direct appropriations.

K-12 Education

\$2.6B increase in spending, \$64.3M of which is appropriated to nonprofits.

Health & Human Services

\$1.78B increase in spending, of which there are 12 direct appropriations to nonprofits, but 62 competitive grant programs for eligible nonprofit providers.

Human Services

\$2.9B increase in spending, of which includes nine direct appropriations and 31 competitive grant programs.

Housing

\$1B increase in spending, of which \$46.1M is directly appropriated to nonprofits.

Legacy

\$874.2M is appropriated from the state's legacy fund, of which \$166.44M is directly appropriated to nonprofits and \$138.87M is appropriated for competitive grants.

Public Safety

\$3.5B increase in spending, of which \$115M is directly appropriated to nonprofits and \$112M appropriated to competitive grant programs.

Taxes

\$10M is appropriated for two nonprofits. Includes changes to the value of itemized deductions, which could decrease charitable giving incentives.

Workforce & Economic Development

\$1B increase in spending, of which includes \$241.5M in direct appropriations to nonprofit providers and \$260.3M in competitive grant programs.

Nonprofit Oversight:

The 2023 Legislative session included additional oversight and compliance requirements for nonprofits and business subsidies receiving state appropriations, both directly or competitively.

1) Standardized financial review for state grantees.

While there has always been oversight and compliance requirements for nonprofits when receiving state funds, additional uniformity and due diligence was incorporated by legislation this year to strengthen and provide universal guidance across agencies for financial review of grant recipients. While some of this was driven by concern over allegations of fraud in the nonprofit community, this oversight is expected to be largely beneficial to nonprofits.

2) Investment in state capacity to undertake grants management.

State agencies testified in almost every committee with the same message: agencies do not have sufficient tools and staff to provide adequate and comprehensive grants management. A proposal that received bipartisan support increased funding for the State's grants management capacity. The Office of Grants Management is currently an office of one, but received funding for seven full time employees. Three of the seven new positions will exclusively focus on equity in grants management, something nonprofits have been advocating for over a number of years. The legislature also includes funds for the state to identify a platform that could be suitable for use across all state agencies that can support unified grants management and compliance.

Key Takeaways

Key Takeaways from the 2023 Legislative Session & FY24/25 Biennial Budget:

1) Historic Investments in the State's Nonprofits

The largest investment in nonprofits ever by the State. Approximately \$3.31B funded direct service nonprofits (not including legal nonprofits e.g. hospitals and universities) out of a total \$71.5B budget. While this is a significant increase, it is still less than 5% of the state budget.

Note: The budget categories with the largest nonprofit spending were:

Health & Human Services (HHS), Human Services, Housing, Legacy, and Early Education

2) New & Improved Oversight

Additional staffing within the state's Office of Grants Management builds the State capacity to administer grants to private entities.

3) Supplemental Budget Planned for Next Year

There is \$1B in surplus cash left on the bottom line for next legislative session.

Note: A significant gap remains to meet the needs of nonprofit requests: \$2.814B. Of all legislative requests by nonprofits, however, 25 received more funding than requested, mostly for housing.

4) Patience Needed

State agencies are currently under-staffed for processing appropriations. Cash flow to nonprofits will be an issue as state agencies are delayed in allocating grants as they hire new staff or otherwise increase their capacity.

5) Capacity & Accuracy are Top Priorities for Nonprofits

With this historic amount of state funding, nonprofits will have to prepare carefully to utilize funding effectively and report and record their services and all spending accurately.

6) One-Time Funding May Lead to a Financial Cliff for Some Nonprofits

The bulk of this funding is one-time, however, any individual organization that received money beyond this biennium, base budget funding, is noted in the separate reports as receiving funds in FY26 and beyond. For recipients of one-time funding who are unable to find other sources this will lead to a financial cliff.

Structure of this Report:

This report breaks down the 2023 Minnesota state appropriations benefitting nonprofits via direct appropriations or competitive grants. Spending is categorized by the 10 major legislative finance committee jurisdictions requested by MACP, the underwriter of this project.

Appendix A

State funding trends across the last three biennial budgets (2020-21, 2022-23, and 2024-25)

Appendix B

Extraneous details of the Legacy funding bill:

Certain funds appropriated to the State Historical Society for use in 2023 (not the 2024-25 budget).

Outdoor Heritage funding focused on environmental projects outside the scope of this report.

Appendix C

Visual graphics of overall spending by each of the 10 categories included in this report.

Agriculture

Summary:

The Agriculture budget spent \$190.68M in total for the FY24-25 biennium. Of this spending, \$115.5M went to nonprofits. 11 programs were competitive grants and 10 were direct appropriations. Four nonprofits did not receive funding. 102 bills were directed to the Agriculture Finance and Policy committee. The Agriculture budget was \$137.9M in FY22-23, however, it included elements of Housing, Commerce, and Economic Development.

Total Spending:

General Fund

FY24: \$81.05M | FY25: \$59.29M

Total: \$140.35M

FY26: \$16.17M | FY27: \$16.17M

Total: \$32.35M

Non-General Fund

FY24: \$2.18M | FY25: \$5.2M

Total: \$7.38M

FY26: \$5.3M | FY27: \$5.3M

Total: \$10.61M

Nonprofit Spending:

FY24: \$57.9M | FY25: \$57.6M

Total: \$115.5M

Competitive Grants:

AGRI: Farm to School Program

FY24: \$1.15M | FY25: \$1.15M

Total: \$2.3M

Original Ask: No Legislation

FY26: \$1.29M | FY27: \$1.29M

Total: \$2.59M

AGRI: Good Food Access Program

FY24: \$1M | FY25: \$1M

Total: \$2M

Original Ask: \$5M

FY26: \$1M | FY27: \$1M

Total: \$2M

AGRI: Livestock/Meat Processing Grants

FY24: \$1M | FY25: \$1M

Total: \$2M

Original Ask: \$3M

AGRI: Urban and Youth Agriculture

FY24: \$2M | FY25: \$2M

Total: \$4M

Original Ask: \$8M

FY26: \$2M | FY27: \$2M

Total: \$4M

Border-to-Border Broadband Grants - DEED

FY24: \$50M | FY25: \$50M

Total: \$100M

Original Ask: \$276M

Cooperative Grants

FY24: \$200,000 | FY25: \$200,000

Total: \$400,000

Original Ask: \$800,000

Farm Down Payment Assistance Grants

FY24: \$250,000 | FY25: \$250,000

Total: \$500,000

Original Ask: No Legislation

FY26: \$250,000 | FY27: \$250,000

Total: \$500,000

Grants to Farmers Market Hubs

FY24: \$100,000 | FY25: \$100,000
Total: \$200,000
Original Ask: No Legislation

Living Cover Crop Grants

FY24: \$250,000 | FY25: \$250,000
Total: \$500,000
Original Ask: \$12M

Noxious Weed Grants

FY24: \$150,000 | FY25: \$150,000
Total: \$300,000
Original Ask: No Legislation

Soil Health Equipment Grants

FY24: \$625,000 | FY25: \$625,000
Total: \$1.25M
FY26: \$639,000 | FY27: \$639,000
Total: \$1.278M
Original Ask: Blank Appropriation

Direct Appropriations:

Center for Rural Policy & Development

FY24: \$25,000 | FY25: \$25,000
Total: \$50,000
Original Ask: \$400,000

Community Development Financial Institution TA Grants

FY24: \$275,000
Original Ask: \$2M

Good Acre LEAFF Program

FY24: \$300,000 | FY25: \$300,000
Total: \$600,000
Original Ask: \$800,000

Greater Mankato Growth Green Seam

FY24: \$100,000 | FY25: \$100,000
Total: \$200,000
Original Ask: \$600,000

MN Horticultural Society

FY24: \$34,000 | FY25: \$34,000
Total: \$68,000
Original Ask: No Legislation

MN Livestock Breeders Assn.

FY24: \$18,000 | FY25: \$18,000
Total: \$36,000
Original Ask: No Legislation

MN Poultry Assn.

FY24: \$2,000
Original Ask: No Legislation

MN Turf Seed Council

FY24: \$75,000 | FY25: \$75,000
Total: \$150,000
Original Ask: \$150,000

MN Agriculture Education Leadership Council: MAELC

FY24: \$100,000 | FY25: \$100,000
Total: \$200,000
Original Ask: No Legislation

Second Harvest Heartland: Milk Allocation

FY24: \$250,000 | FY25: \$250,000
Total: \$500,000
Original Ask: \$8.8M

Unfunded Requests:

MN Agricultural Interpretive Center - Farmamerica

Original Ask: \$430,000

MN Dairy Farmers

Original Ask: Blank Appropriation

Women's Environmental Institute

Original Ask: \$600,000

Women Venture

Original Ask: \$6M

Capital Investment

Summary:

The Capital Investment budget spent \$2.64B in total (\$1.79B in HF669 and \$851M in HF670) for the FY24-25 biennium. Of this spending, \$223.69M went to nonprofits (\$1.8M in HF669 and \$221.89M in HF670). 68 organizations received these one-time FY24 direct appropriations. 56 nonprofits did not receive funding. 639 bills were directed to the Capital Investment committee. The Capital projects and grants budget in the FY22-23 biennium was \$744.71M.

General Obligation Spending (Debt):

Total from HF669

Received: \$1.8M

Original Ask: \$800,000

Children's Museum of Rochester

Received: \$200,000

Original Ask: \$200,000

Perpich Center for Arts Education

Received: \$900,000

Original Ask: No Legislation

Washington County Heritage Society

Received: \$700,000

Original Ask: \$600,000

General Fund Spending (Cash):

Total from HF670

Received: \$221.89M

Original Ask: \$307.29M

30,000 Feet

Received: \$3.5M

Original Ask: \$3.5M

Accessible Space Inc.

Received: \$1.15M

Original Ask: \$1.15M

African Economic Development Solutions

Received: \$1.5M

Original Ask: \$3M

African Career Education & Resource Inc.

Received: \$3M

Original Ask: \$4.92M

Agate Housing & Services

Received: \$5M

Original Ask: \$10M

Ain Dah Yung Center

Received: \$2.2M

Original Ask: \$2.2M

Anoka Area Ice Arena Assn.

Received: \$487,000

Original Ask: \$487,000

Appetite for Change

Received: \$1.5M

Original Ask: \$1.5M

ArtSpace

Received: \$1.72M

Original Ask: No Legislation

Avenues for Youth

Received: \$6M

Original Ask: \$6M

Camp Katherine Parsons

Received: \$550,000

Original Ask: \$4M

Center for Asian & Pacific Islanders

Received: \$3M

Original Ask: \$4M

CentraCare

Received: \$5M

Original Ask: \$17.93M

CLUES

Received: \$3.5M

Original Ask: \$15M

CornerHouse

Received: \$2.75M

Original Ask: \$1.2M

Cultural Wellness Center

Received: \$3M

Original Ask: \$4M

Division of Indian Work

Received: \$500,000

Original Ask: \$3.34M

Duluth Historic Armory

Received: \$4.5M

Original Ask: \$6.5M

East Side Neighborhood Services

Received: \$300,000

Original Ask: \$300,000

Every Meal

Received: \$4M

Original Ask: \$4M

FilmNorth

Received: \$2M

Original Ask: \$3M

Firefighters for Healing

Received: \$1.5M

Original Ask: \$3.5M

Great River Children's Museum

Received: \$7M

Original Ask: \$7M

Hmong 18 Council

Received: \$3M

Original Ask: \$3M

Hope 4 Youth

Received: \$8M

Original Ask: \$8M

Indian Health Board

Received: \$4M

Original Ask: \$4M

Indigenous Peoples Task Force

Received: \$4M

Original Ask: \$4M

Irreducible Grace Foundation

Received: \$1.5M

Original Ask: No Legislation

Isuroon

Received: \$3M

Original Ask: \$3M

Keystone Community Services

Received: \$2.6M

Original Ask: \$2.6M

Latino Economic Development Center

Received: \$3.55M

Original Ask: \$5M

Leech Lake Health/Wellness Centers

Received: \$24M

Original Ask: \$25M

Listening House

Received: \$2.95M

Original Ask: \$3M

**Little Earth Neighborhood
Early Learning Center**

Received: \$1.25M
Original Ask: \$1.25M

Little Earth Residents Assn.

Received: \$3.5M
Original Ask: \$1.25M

Lower Phalen Creek Project

Received: \$2.5M
Original Ask: \$2.5M

MNI Sota Fund

Received: \$1M
Original Ask: \$1M

Native American Community Clinic

Received: \$4.5M
Original Ask: \$9M

New Native Theater

Received: \$300,000
Original Ask: \$300,000

**Northside Economic
Opportunity Network**

Received: \$6M
Original Ask: \$6M

Norway House

Received: \$5M
Original Ask: \$5M

Open Arms

Received: \$500,000
Original Ask: \$500,000

Pangea World Theater

Received: \$300,000
Original Ask: \$8M

PICA

Received: \$4M
Original Ask: \$4M

Playwrights' Center

Received: \$4M
Original Ask: \$5.65M

PROCEED

Received: \$5M
Original Ask: \$6.7M

Public Functionary

Received: \$450,000
Original Ask: No Legislation

Reconnect Rondo

Received: \$1M
Original Ask: \$1.5M

Sanneh Foundation

Received: \$1.82M
Original Ask: \$6M

Simpson Housing Services

Received: \$5M
Original Ask: \$10M

Somali Museum

Received: \$3.9M
Original Ask: \$10M

South Anoka Community Assistance

Received: \$2.5M
Original Ask: \$2.5M

**Special Guerrilla Units
Veterans Museum**

Received: \$2M
Original Ask: \$2M

St. Paul Urban Tennis

Received: \$750,000
Original Ask: \$7.5M

Tending the Soil MN

Received: \$1.5M
Original Ask: \$1.5M

The Link

Received: \$5M
Original Ask: \$5.5M

True Friends

Received: \$10M
Original Ask: \$10M

Turning Point

Received: \$1M
Original Ask: \$2M

Ukrainian Center

Received: \$1.8M
Original Ask: \$1.8M

V3 Sports Inc.

Received: \$15M
Original Ask: \$15M

Walker West Music Academy

Received: \$4.1M
Original Ask: \$5.4M

WE WIN Institute

Received: \$3.5M
Original Ask: \$6.5M

Wellstone Center

Received: \$2.15M
Original Ask: \$2.5M

YWCA St. Paul

Received: \$2.32M
Original Ask: \$2.32M

Unfunded Requests:

Accessible Space Inc.

Original Ask: \$1.8M

**African Career Education
Resource Inc.**

Original Ask: \$4.92M

**American Indian Community
Development Center**

Original Ask: \$6.5M

American Indian OIC

Original Ask: \$34.5M

Animal Human Society

Original Ask: \$15M

ANZ Inc.

Original Ask: \$6.8M

**Asian American Center for Media
& the Arts**

Original Ask: \$2.6M

Black Women's Wealth Alliance

Original Ask: \$2M

CAIRO

Original Ask: \$250,000

Camp Fire MN

Original Ask: \$1.09M

Care and Share of Crookston

Original Ask: \$944,000

Children's Discovery Museum

Original Ask: \$1.3M

Children's Museum of Southern MN

Original Ask: \$10M

**Community Action Partnership of
Hennepin County**

Original Ask: \$6M

Contained Solutions

Original Ask: \$96M

COPAL

Original Ask: \$7M

Dream of Wild Health

Original Ask: \$5M

Duluth Art Institute

Original Ask: \$225,000

Duluth Children's Museum

Original Ask: \$1.3M

East Phillips Neighborhood Institute

Original Ask: \$20M

Ethiopian Community Center

Original Ask: \$2.24M

Film Society of Minneapolis - St. Paul

Original Ask: \$300,000

Forgotten Heroes

Original Ask: \$850,000

Forgotten Heroes Range & Retreat

Original Ask: \$250,000

Harriet Tubman Center East

Original Ask: \$5.96M

Heroes Helping Heroes

Original Ask: \$1M

Hope for Youth

Original Ask: \$8M

International Wolf Center

Original Ask: \$1.53M

Ka Joog

Original Ask: \$3M

Latino Museum

Original Ask: \$10M

LatinoLEAD

Original Ask: \$250,000

Little Earth of United Tribes

Housing Corporation

Original Ask: \$5M

Minneapolis American Indian Center

Original Ask: \$2.4M

**Metropolitan Center for
Independent Living**

Original Ask: \$7.5M

MN Forest Zone Trappers Assn.

Original Ask: \$1.75M

MN Indian Women's Resource Center

Original Ask: \$30M

**Native American Community
Development Institute**

Original Ask: \$971,500

Navigate

Original Ask: \$1.5M

Northern Lights Academy

Original Ask: \$6M

Northside Epicenter

Original Ask: \$1M

Operation Prairie Venture

Original Ask: \$3M

Otter Cove Children's Museum

Original Ask: \$3M

Oyate Ota Center

Original Ask: \$37M

Penumbra Theater Company

Original Ask: \$2M

Pillsbury United Communities

Original Ask: \$9.3M

RS Eden

Original Ask: \$2M

Sabathani Community Center

Original Ask: \$10M

SEWA-AIFW

Original Ask: \$3M

**Southside Community
Health Services**

Original Ask: \$10M

TaikoArts Midwest

Original Ask: \$2M

The Black Gate

Original Ask: \$3M

The Camden Social

Original Ask: \$500,000

The Village Children's Museum

Original Ask: \$2.5M

Turning Point

Original Ask: \$2M

Wondertrek Children's Museum

Original Ask: \$4.7M

YMCA Northern Lights

Original Ask: \$6.5M

YWCA Minneapolis

Original Ask: \$3.5M

Early Education: HF2292

Summary:

The Early Education budget spent \$300M in total new funding for the FY24-25 biennium. Of this spending, \$280M went to nonprofits. Four programs were competitive grants and five were direct appropriations. Five nonprofits did not receive funding. 88 bills were directed to the Children and Families committee.

Total New Spending:

General Fund

FY24: \$151.73M | FY25: \$148.27M

Total: \$300M

FY26: \$49.61M | FY27: \$50.39M

Total: \$100M

Nonprofit Spending:

General Fund

FY24: \$140.88M | FY25: \$140.08M

Total: \$280.96M

FY26: \$40.21M | FY27: \$40.21M

Total: \$80.43M

Competitive Grants:

Children's Savings Account

FY24: \$500,000

Original Ask: \$6,533,400

Early Learning Scholarship Program

FY24: \$126.03M | FY25: \$126.03M

Total: \$252.06M

Original Ask: \$1.1B

FY26: \$29.46M | FY27: \$29.46M

Total: \$58.92M

Grow Your Own

FY24: \$2.5M | FY25: \$2.5M

Total: \$5M

Original Ask: Blank Appropriation

FY26: \$500,000 | FY27: \$500,000

Total: \$1M

Head Start

FY24: \$10M | FY25: \$10M

Total: \$20M

Original Ask: \$70.2M

FY26: \$10M | FY27: \$10M

Total: \$20M

Direct Appropriations:

MacPhail Center -

Learning with Music

FY24: \$250,000 | FY25: \$250,000

Total: \$500,000

Original Ask: \$500,000

ParentChild+

FY24: \$900,000 | FY25: \$900,000

Total: \$1.8M

Original Ask: \$3.6M

Reach Out & Read

FY24: \$250,000 | FY25: \$250,000

Total: \$500,000

FY26: \$250,000 | FY27: \$250,000

Total: \$500,000

Original Ask: \$500,000

The Family Partnership

FY24: \$300,000

Original Ask: \$500,000

Way to Grow

FY24: \$150,000 | FY25: \$150,000

Total: \$300,000

Original Ask: \$600,000

Unfunded Requests:

CornerHouse Grant Funding

Original Ask: \$1.2M

Family Enhancement Center

Original Ask: \$720,000

***Greater Twin Cities United Way
Funding for Full Lives Initiative***

Original Ask: Blank Appropriation

***GTCUW Funding for Trauma
informed Childcare***

Original Ask: \$6.5M

***Power of People Youth
Leadership Institute***

Original Ask: \$2M

Statewide Parent-Parent Program

Original Ask: \$250,000

YWCA Minneapolis Grant program

Original Ask: \$550,000

Education

Summary:

The Education budget spent \$2.62B in total new funding for the FY24-25 biennium. Of this spending, \$64.3M went to nonprofits. Two programs were competitive grants and 46 were direct appropriations. 12 nonprofits did not receive funding. 141 bills were directed to the Education Finance committee.

Total New Spending:

General Fund

FY24: \$1.13B | FY25: \$1.14B

Total: \$2.27B

FY26: \$1.43B | FY27: \$1.77B

Total: \$3.2B

Nonprofit spending:

General Fund

FY24: \$57.19M | FY25: \$18.74M

Total: \$ 75.92M

FY26: \$15.24M | FY27: \$15.24M

Total: \$30.47M

Competitive Grants:

After-School Community Learning Programs

FY24: \$30M

Original Ask: \$26.8M

Innovative Service-Learning Grants

FY24: \$1.5M

Original Ask: \$2M

Direct Appropriations:

Alliance of Chicanos, Hispanics, & Latin Americans (ACHLA)

FY24: \$300,000 | FY25: \$200,000

Total: \$500,000

Original Ask: \$500,000

ActiveEd Walkabouts

FY24: \$250,000 | FY25: \$250,000

Total: \$500,000

Original Ask: \$500,000

Bakken Museum

FY24: \$100,000 | FY25: \$100,000

Total: \$200,000

Original Ask: \$200,000

FY26: \$100,000 | FY27: \$100,000

Total: \$200,000

Black Men Teach Twin Cities

FY24: \$500,000 | FY25: \$500,000

Total: \$1M

Original Ask: \$4M

Building Assets, Reducing Risks Center

FY24: \$5M

Original Ask: \$7.65M

Girls Taking Action

FY24: \$1.5M

Original Ask: \$1.5M

Greater MN Children's Museum Coalition (The Works, WonderTrek, Duluth C.M., Otter Cove, Children's Discovery Museum, Wheel and Cog, C.M. of Southern MN, Great River C.M., The Village, Children's Discovery Museum)

FY24: \$550,000 | FY25: \$550,000
Total: \$1.1M
Original Ask: \$1M
FY26: \$1.1M | FY27: \$1.1M
Total: \$2.2M

Junior Achievement North

FY24: \$500,000 | FY25: \$500,000
Total: \$1M
Original Ask: \$2M

MacPhail

FY24: \$300,000
Original Ask: \$300,000

MN Academy of Science

FY24: \$41,000 | FY25: \$41,000
Total: \$82,000
Original Ask: No Legislation
FY26: \$41,000 | FY27: \$41,000
Total: \$82,000

MN Alliance of Boys & Girls Clubs

FY24: \$2.5M | FY25: \$2.5M
Total: \$5M
Original Ask: \$5M

MN Assn. of Alternative Program STARS

FY24: \$50,000
Original Ask: \$50,000

MN Center for the Book

FY24: \$200,000 | FY25: \$200,000
Total: \$400,000
Original Ask: \$400,000
FY26: \$200,000 | FY27: \$200,000
Total: \$400,000

MN Children's Museum

FY24: \$500,000 | FY25: \$500,000
Total: \$1M
Original Ask: \$1M
FY26: \$500,000 | FY27: \$500,000
Total: \$1M

MN Council on Economic Education

FY24: \$200,000 | FY25: \$200,000
Total: \$400,000
Original Ask: \$1M

MN Math Corps

FY24: \$1M | FY25: \$1M
Total: \$2M
Original Ask: \$7M
FY26: \$1M | FY27: \$1M
Total: \$2M

P-Tech Schools

FY24: \$791,000 | FY25: \$791,000
Total: \$1.58M
Original Ask: Blank Appropriation
FY26: \$791,000 | FY27: \$791,000
Total: \$1.58M

Pillsbury United Communities

FY24: \$150,000 | FY25: \$150,000
Total: \$300,000
Original Ask: \$300,000

Regional Neighborhood Partnership Grant (Austin Aspires, Children First, Cradle 2 Career, Every Hand Joined, Generation Next, Northfield Promise, United Way of Central MN)

FY24: \$920,000 | FY25: \$920,000
Total: \$1.84M
Original Ask: \$4.2M
FY26: \$920,000 | FY27: \$920,000
Total: \$1.84M

Reading Corps

FY24: \$7.95M | FY25: \$7.95M
Total: \$15.9M
Original Ask: Blank Appropriation
FY26: \$7.95M | FY27: \$7.95M
Total: \$15.9M

Rochester Children’s Museum

FY24: \$50,000 | FY25: \$50,000

Total: \$100,000

Original Ask: \$100,000

FY26: \$50,000 | FY27: \$50,000

Total: \$100,000

Sanneh Foundation

FY24: \$1.5M | FY25: \$1.5M

Total: \$3M

Original Ask: \$5M

Student organization funding (HOSA, Skills USA, BPA, FFA, FCCLA, DECA, MN Foundation for Student Orgs.)

FY24: \$1.08M | FY25: \$1.08M

Total: \$2.16M

Original Ask: \$2.17M

FY26: \$1.08M | FY27: \$1.08M

Total: \$2.16M

Unfunded Requests:

826 MSP

Original Ask: \$300,000

African American Registry

Original Ask: \$500,000

Improving Outcomes of students in Black Community

Original Ask: \$50M

Kids in Need Foundation

Original Ask: \$750,000

MN Civic Education Coalition (YIG, Learning Law and Democracy Foundation, YMCA Center for Youth Voice)

Original Ask: \$300,000

MN STEM Partnership

Original Ask: \$3.15M

Neighborhood Partnership Grants (SPPN & NAZ)

Original Ask: \$9.2M

Playworks

Original Ask: \$1.2M

Project Success

Original Ask: \$1.6M

STEAM Grants

Original Ask: \$8M

YWCA

Original Ask: \$550,000



Health & Human Services: HHS

Summary:

The HHS budget spent \$1.78B in total new funding for the FY24-25 biennium, and \$1.72B in total new funding for FY26-27. Of this biennium's spending, \$898.8M went to nonprofits. 62 programs were competitive grants and 12 were direct appropriations. Two nonprofits did not receive funding. 258 bills were directed to the Health Finance committee. Some of the nonprofit grants and/or direct appropriations receive their allocation from a mixture of the funds, however, most come from the general fund.

Total New Spending:

Overall

FY24: \$959.7M | FY25: \$825.2M
Total: \$1.785B
FY26: \$819.6M | FY27: \$903.1M
Total: \$1.723B

General Fund

FY24: \$974.7M | FY25: \$143.4M
Total: \$1.118B
FY26: \$297.9M | FY27: \$491.6M
Total: \$789.5M

Federal Fund

FY24: \$34.05M | FY25: \$30.55M
Total: \$64.6M
FY26: \$30.5M | FY27: \$31.02M
Total: \$61.52M

Federal TANF

FY24: \$1.4M | FY25: \$3.45M
Total: \$4.85M
FY26: \$19.48M | FY27: \$32.62M
Total: \$52.1M

Health Care Access Fund

FY24: Savings \$64.07M | FY25: \$631.59M
Total: \$567.52M
FY26: \$455.84M | FY27: \$331.93M
Total: \$787.76M

State Gov. Special Revenue Fund

FY24: \$13.57M | FY25: \$16.15M
Total: \$29.72M
FY26: \$15.91M | FY27: \$15.94M
Total: \$31.85M

Competitive Grants:

988 Suicide & Crisis Lifeline

FY24: \$4.91M | FY25: Savings \$1.32M
Total: \$3.59M
Original Ask: \$12M
FY26: Savings \$1.32M | FY27: Savings \$1.32M
Total: Savings \$2.64M

Additional Funding for Community Action Grants

FY24: \$2.7M | FY25: \$2.7M
Total: \$5.4M
Original Ask: \$10M

Additional Funding for Cultural & Ethnic Minority Infrastructure Grants

FY24: \$3M | FY25: \$3M
Total: \$6M
Original Ask: \$15M
FY26: \$3M | FY27: \$3M
Total: \$6M

Additional Funding for Existing Tribes in the American Indian Child Welfare Initiative

FY24: \$8.62M | FY25: \$8.62M
Total: \$17.25M
Original Ask: No Legislation
FY26: \$8.62M | FY27: \$8.62M
Total: \$17.25M

Additional Funding for Family Assets for Independence in MN (FAIM)

FY24: \$1.5M | FY25: \$1.5M
Total: \$3M
Original Ask: \$10M

Additional Funding for Fetal Alcohol Spectrum Disorders Prevention Grants

FY24: \$500,000 | FY25: \$500,000
Total: \$1M
Original Ask: \$1M
FY26: \$500,000 | FY27: \$500,000
Total: \$1M

Additional Funding for Home Visiting

FY24: \$2M | FY25: \$2M
Total: \$4M
Original Ask: \$23.5M
FY26: \$2M | FY27: \$2M
Total: \$4M

Additional Funding for Indian Child Welfare Grants

FY24: \$4.59M | FY25: \$4.61M
Total: \$9.2M
Original Ask: No Legislation
FY26: \$4.85M | FY27: \$4.85M
Total: \$9.7M

Additional Funding for Infant & Early Childhood Mental Health Consultation

FY24: \$1.19M | FY25: \$1.22M
Total: \$2.41M
Original Ask: No Legislation
FY26: \$1.22M | FY27: \$1.22M
Total: \$2.44M

Additional Funding for Mental Health Provider Supervision Grants

FY24: \$1.6M | FY25: \$1.6M
Total: \$3.21M
Original Ask: No Legislation
FY26: \$1.61M | FY27: \$1.61M
Total: \$3.2M

Additional Funding for the MN Food Shelf Program

FY24: \$3M | FY25: \$3M
Total: \$6M
Original Ask: \$5M
FY26: \$3M | FY27: \$3M
Total: \$6M

Additional Funding for Mobile Crisis Grants

FY24: \$9M | FY25: \$9M
Total: \$18M
Original Ask: No Legislation

Additional Funding for New American Legal, Social Services, and Long-Term Care Workforce Grant Program

FY24: \$9.23M
Original Ask: No Legislation

Additional Funding for Projects for Assistance in Transition from Homelessness Grants

FY24: \$5M | FY25: \$5M
Total: \$10M
Original Ask: Blank Appropriation
FY26: \$5M | FY27: \$5M
Total: \$10M

Additional Funding REETAIN Grants

FY24: \$2.14M | FY25: \$2.14M
Total: \$4.28M
Original Ask: No Legislation
FY26: \$900,000 | FY27: \$900,000
Total: \$1.8M

Additional Funding for Safe Harbor for Sexually Exploited Youth Grants

FY24: \$1M | FY25: \$1M

Total: \$2M

Original Ask: \$36M

FY26: \$1M | FY27: \$1M

Total: \$2M

Additional Funding for Safe Harbor Regional Navigators

FY24: \$300,000 | FY25: \$300,000

Total: \$600,000

Original Ask: \$4M

FY26: \$300,000 | FY27: \$300,000

Total: \$600,000

Additional Funding for School-Linked Behavioral Health Grants

FY24: \$7.05M | FY25: \$7.03M

Total: \$14.08M

Original Ask: Blank Appropriation

FY26: \$4.5M | FY27: \$4.5M

Total: \$9M

Additional Psychiatry Practitioner Eligibility for Primary Care Residency Expansion Grant Program

FY24: \$400,000 | FY25: \$400,000

Total: \$800,000

Original Ask: No Legislation

FY26: \$400,000 | FY27: \$400,000

Total: \$800,000

Advancing Equity Through Capacity Building and Resource Allocation

FY24: \$1.99M | FY25: \$1.99M

Total: \$3.97M

Original Ask: No Legislation

FY26: \$1M | FY27: \$1M

Total: \$2M

Capital Projects for Food Shelf & Tribal Nation Food Programs Facilities

FY24: \$7M

Original Ask: No Legislation

Child Care Stabilization Grants Transition Payments

FY24: \$42.54M

Original Ask: \$12.25M

Child Care Provider Support Grant Programs

FY24: \$800,000 | FY25: \$3.72M

Total: \$4.52M

Original Ask: No Legislation

FY26: \$3.72M | FY27: \$3.72M

Total: \$7.44M

Child Care Workforce Development & Scholarships

FY25: \$1.99M

Original Ask: No Legislation

FY26: \$1.99M | FY27: \$1.99M

Total: \$3.98M

Clinical Dental Education Innovation Grants

FY24: \$1.18M | FY25: \$1.18M

Total: \$2.36M

Original Ask: No Legislation

FY26: \$1.18M | FY27: \$1.18M

Total: \$2.36M

Community Solutions Grant Program

FY24: \$3M | FY25: \$3M

Total: \$6M

Original Ask: \$50M

FY26: \$2.63M | FY27: \$2.63M

Total: \$5.26M

Comprehensive Drug Overdose & Morbidity Prevention Act

FY24: \$12.23M | FY25: \$12.19M

Total: \$24.42M

Original Ask: No Legislation

FY26: \$12.21M | FY27: \$12.21M

Total: \$24.42M

Critical Access Dental Infrastructure Program

FY24: \$2.5M

Original Ask: \$20M

Diaper Distribution Grant Program

FY24: \$545,000 | FY25: \$553,000

Total: \$1.1M

Original Ask: \$1M

FY26: \$553,000 | FY27: \$553,000

Total: \$1.11M

Early Childhood Registered Apprenticeship Grant Program

FY24: \$1.18M | FY25: \$2M

Total: \$3.18M

Original Ask: Blank Appropriation

FY26: \$1M | FY27: \$1M

Total: \$2M

Emergency Preparedness Response Sustainability, Strategic Health Care Stockpile, & COVID-19 Transition Activities

FY24: \$10.49M | FY25: \$14.31M

Total: \$24.8M

Original Ask: \$18M

FY26: \$11.44M | FY27: \$11.36M

Total: \$22.8M

Emergency Shelter Grants

FY24: \$100M

Original Ask: No Legislation

Establish a Network of Community Resource Centers

FY24: \$7.14M

Original Ask: No Legislation

Establishing School-Based Health Clinics

FY24: \$1.43M | FY25: \$1.93M

Total: \$3.36M

Original Ask: \$2.8M

FY26: \$2.98M | FY27: \$2.98M

Total: \$5.96M

Expand Access to First Episode Psychosis Teams

FY24: \$1.35M | FY25: \$1.35M

Total: \$2.7M

Original Ask: No Legislation

FY26: \$1.35M | FY27: \$1.35M

Total: \$2.7M

Expanding Health Care Workforce

FY24: \$10.19M | FY25: \$11.73M

Total: \$21.93M

Original Ask: No Legislation

FY26: \$11.2M | FY27: \$9.41M

Total: \$20.61M

Family First Prevention Services Act Implementation & Administration

FY24: \$11.49M | FY25: \$13.51M

Total: \$25M

Original Ask: Required by Federal Program

FY26: \$13.26M | FY27: \$13.37M

Total: \$26.63M

Family, Friend, & Neighbor Child Care Grant Program

FY25: \$3M

Original Ask: \$10M

FY26: \$2.5M | FY27: \$2.5M

Total: \$5M

Great Start Compensation Support Payments

FY24: \$109.67M | FY25: \$206.44M

Total: \$316.1M

Original Ask: Blank Appropriation

FY26: \$129.89M | FY27: \$129.89M

Total: \$259.77M

Healthy Beginnings, Healthy Families Grant Program

FY24: \$11.18M | FY25: \$10M

Total: \$21.18M

Original Ask: No Legislation

FY26: \$2.67M | FY27: \$2.67M

Total: \$5.34M

HIV Prevention Health Equity Programming

FY24: \$2.27M | FY25: \$2.27M
Total: \$4.53M
Original Ask: No Legislation

Homeless Youth Act

FY24: \$15.14M | FY25: \$15.14M
Total: \$30.28M
Original Ask: \$150M
FY26: \$15.14M | FY27: \$15.14M
Total: \$30.28M

Homeless Youth Cash Stipend Pilot Project

FY24: \$5.4M
Original Ask: \$6M

Keeping Nurses at the Bedside Act

FY24: \$5.93M | FY25: \$6.26M
Total: \$12.19M
Original Ask: Blank Appropriation
FY26: \$6.01M | FY27: \$5.84M
Total: \$11.85M

Lead Remediation in Schools & Child Care Centers

FY24: \$500,000 | FY25: \$500,000
Total: \$1M
Original Ask: Blank Appropriation
FY26: \$500,000 | FY27: \$500,000
Total: \$1M

Mental Health Cultural Community Continuing Education Grant Program

FY24: \$500,000 | FY25: \$500,000
Total: \$1M
Original Ask: \$1M
FY26: \$500,000 | FY27: \$500,000
Total: \$1M

Pediatric Primary Care Mental Health Training Grant Program

FY24: \$1M | FY25: \$1M
Total: \$2M
Original Ask: \$2M
FY26: \$1M | FY27: \$1M
Total: \$2M

Planning and Implementation for Mille Lacs Band of Ojibwe Joining American Indian Child Welfare Initiative

FY24: \$3.43M | FY25: \$5.41M
Total: \$8.84M
Original Ask: No Legislation
FY26: \$8.01M | FY27: \$7.89M
Total: \$15.9M

Prepared Meals Food Relief Grants

FY24: \$1.750M | FY25: \$1.750M
Total: \$3.5M
Original Ask: \$10M

Promoting Best Practices & Communication with Counties for Non-Initiative Tribes

FY24: \$799,000 | FY25: \$799,000
Total: \$1.6M
Original Ask: No Legislation
FY26: \$799,000 | FY27: \$799,000
Total: \$1.6M

Promoting Food Security Among Tribal Nations & American Indian Communities

FY24: \$3M | FY25: \$3M
Total: \$6M
Original Ask: No Legislation
FY26: \$2M | FY27: \$2M
Total: \$4M

Promoting Local Planning for Climate Resiliency

FY24: \$506,000 | FY25: \$506,000
Total: \$1.01M
Original Ask: No Legislation
FY26: \$506,000 | FY27: \$506,000
Total: \$1.01M

Psychiatric Residential Treatment Facility Start-up Grants

FY24: \$1.09M | FY25: \$1.1M

Total: \$2.19M

Original Ask: No Legislation

Quality Parenting Initiative

FY24: \$100,000 | FY25: \$100,000

Total: \$200,000

Original Ask: \$200,000

FY26: \$100,000 | FY27: \$100,000

Total: \$200,000

Safe Harbor

FY24: \$2.13M | FY25: \$2.13M

Total: \$4.26M

Original Ask: \$4M

FY26: \$1.25M | FY27: \$1.25M

Total: \$2.5M

Services Provided to Victims of Labor Trafficking & Exploitation

FY24: \$546,000 | FY25: \$546,000

Total: \$1.09M

Original Ask: \$1M

FY26: \$546,000 | FY27: \$546,000

Total: \$1.09M

Sexual & Reproductive Health Services Grants

FY24: \$6.95M | FY25: \$6.95M

Total: \$13.9M

Original Ask: No Legislation

FY26: \$6.95M | FY27: \$6.95M

Total: \$13.9M

Skin Lightening Products Public Awareness & Education Grants

FY24: \$121,000 | FY25: \$121,000

Total: \$242,000

Original Ask: Blank Appropriation

SNAP Outreach & Application Assistance for Eligible Individuals

FY24: \$1M | FY25: \$1M

Total: \$2M

Original Ask: No Legislation

FY26: \$500,000 | FY27: \$500,000

Total: \$1M

Support After Foster Care - STAY in the Community

FY24: \$1.58M | FY25: \$2.25M

Total: \$3.83M

Original Ask: No Legislation

Transitional Housing Program

FY24: \$3M | FY25: \$3M

Total: \$6M

Original Ask: \$9M

FY26: \$3M | FY27: \$3M

Total: \$6M

Uninsured/Under-insured Adult Vaccine Program

FY24: \$1.47M | FY25: \$1.47M

Total: \$2.94M

Original Ask: No Legislation

Workplace Safety Grants for Health Care Entities

FY24: \$4.75M

Original Ask: No Legislation

Direct Appropriations:

African American Child Wellness Institute

FY24: \$2M

Original Ask: \$12.6M

Alzheimer's Disease Public Information Program

FY24: \$243,000 | FY25: \$243,000

Total: \$486,000

Original Ask: \$500,000

FY26: \$243,000 | FY27: \$243,000

Total: \$486,000

**AmeriCorps Heading Home
Corps-Establish State Match**

FY24: \$1.6M | FY25: \$1.6M
Original Ask: No Legislation

**Catholic Charities Homeless
Elders Program**

FY24: \$750,000 | FY25: \$750,000
Original Ask: \$1.5M Per Year

**Emmett Louis Till Victims
Recovery Program**

FY24: \$500,000
Original Ask: \$500,000

FQHC Apprenticeship Program

FY24: \$750,000 | FY25: \$750,000
Total: \$1.5M
Original Ask: \$1.5M
FY26: \$750,000 | FY27: \$750,000
Total: \$1.5M

**Indian Health Board of
Minneapolis for Enrollment
Assistance, Improved Access
to Care, & COVID-19 Vaccinations**

FY24: \$3.79M | FY25: \$3.79M
Total: \$7.58M
Original Ask: \$2.5M Per Year

**MN Alliance for
Volunteer Advancement**

FY24: \$302,000
Original Ask: \$1M

**MN Community Health
Worker Alliance**

FY24: \$971,000 | FY25: \$971,000
Total: \$1.94M
Original Ask: No Legislation
FY26: \$971,000 | FY27: \$971,000
Total: \$1.94M

**Special Guerrilla Units Veterans
& Families of the USA**

FY24: \$250,000 | FY25: \$250,000
Total: \$500,000
Original Ask: \$500,000
FY26: \$500,000

**Wilder Foundation Grant for
African American Babies Coalition**

FY24: \$288,000 | FY25: \$288,000
Total: \$576,000
Original Ask: \$520,000
FY26: \$576,000

Unfunded Requests:

Headway Emotional Health Services
Original Ask: \$600,000

Positive alternative grant program
Original Ask: \$3M



Human Services

Summary:

The Human Services budget spent \$2.92B in total new funding for the FY24-25 biennium. Of this spending, \$568.4M went to nonprofits. 31 programs were competitive grants and nine were direct appropriations. Five nonprofits did not receive funding. 92 bills were directed to the Human Services Finance committee. All nonprofit grants and/or direct appropriations primarily receive their allocation through the general fund.

Total New Spending:

Overall

FY24: \$688.3M | FY25: \$663.8M
Total: \$1.35B
FY26: \$752.01M | FY27: \$810.18M
Total: \$1.56B

General Fund

FY24: \$687.8M | FY25: \$657.67M
Total: \$1.35B
FY26: \$745.92M | FY27: \$804.09M
Total: \$1.55B

Health Care Access Fund

FY24: \$31,000 | FY25: \$69,000
Total: \$100,000
FY26: \$75,000 | FY27: \$75,000
Total: \$150,000

Statutory Funds

FY24: \$462,000 | FY25: \$6.02M
Total: \$6.48M
FY26: \$6.02M | FY27: \$6.02M
Total: \$12.04M

Competitive Grants:

Additional Funding for Training the Peer Workforce

FY24: \$4.2M
Original Ask: No Legislation

Age-Friendly Community Grants

FY24: \$3.74M
Original Ask: No Legislation

Age-Friendly Technical Grants

FY24: \$2.47M
Original Ask: No Legislation

Caregiver Respite Service Grants

FY24: \$2M
Original Ask: \$2M

Community First Services & Supports (CFSS) Rate Framework Modifications - Disability Grants

FY24: \$63.55M | FY25: \$2.1M
Total: \$65.65M
Original Ask: Blank Appropriation

Corporate Foster Care Moratorium Exception

FY24: \$500,000
Original Ask: No Legislation

Culturally Specific RCO Start-Up

FY24: \$4.43M
Original Ask: No Legislation

Elderly Waiver Rate Increase & CDCS Parity - MA Grants

FY24: \$13.44M | FY25: \$102.93M
Total: \$116.37M
Original Ask: No Legislation
FY26: \$133.65M | FY27: \$145.74M
Total: \$279.38M

Establish Lead Agency Employment Capacity-Building Grants

FY24: \$1.17M | FY25: \$4.75M

Total: \$5.92M

Original Ask: Blank Appropriation

FY26: \$4.67M | FY27: \$4.67M

Total: \$9.34M

Establish Live Well at Home Grants

FY24: \$4.78M | FY25: \$239,000

Total: \$5.02M

Original Ask: \$30M

Establish Temporary Grants for Customized Living Providers

FY24: \$6.16M | FY25: \$825,000

Total: \$6.99M

Original Ask: No Legislation

Family Treatment Start-Up, Capacity-Building Grants & Establishing a Work Group

FY24: \$11.26M

Original Ask: No Legislation

Harm Reduction & Culturally Specific Grants

FY24: \$8M

Original Ask: No Legislation

HIV/AIDS Support Services Funding

FY24: \$12.1M

Original Ask: \$20M

Long Term Care Workforce Grants for New Americans

FY24: \$30M

Original Ask: No Legislation

New American Legal, Social Services, & Long Term Care Workforce Grants

FY24: \$9.23M

Original Ask: No Legislation

Nursing Facility Loan Program for Financially Distressed Nursing Facilities

FY24: \$100M

Original Ask: No Legislation

Opiate Antagonist Training

FY24: \$500,000 | FY25: \$500,000

Total: \$1M

Original Ask: No Legislation

Overdose Prevention -Ongoing

FY25: \$100,000

Original Ask: No Legislation

FY26: \$100,000 | FY27: \$100,000

Total: \$200,000

Provider Capacity Grants for Rural & Under-served Communities

FY24: \$18.83M

Original Ask: No Legislation

Recovery Community Organization (RCO) Grants

FY24: \$4.3M

Original Ask: No Legislation

Safe Recovery Sites - CD Treatment Support Grants

FY24: \$14.54M

Original Ask: No Legislation

Self Advocacy Grants for Persons with Intellectual & Developmental Disabilities

FY24: \$323,000 | FY25: \$323,000

Total: \$636,000

Original Ask: No Legislation

Senior Nutrition Program

FY24: \$11M

Original Ask: \$20M

Start-Up and Capacity-Building Grants for Withdrawal Management

FY24: \$596,000 | FY25: \$1.11M

Total: \$1.71M

Original Ask: No Legislation

FY26: \$1.11M | FY27: \$1.11M

Total: \$2.22M

Supported Decision Making Grant Program Establishment

FY24: \$4.56M

Original Ask: \$22.5M

Technical Assistance for Culturally Specific Organizations

FY24: \$5.01M

Original Ask: No Legislation

Technology for Home Grants

FY24: \$352,000 | FY25: \$405,000

Total: \$757,000

Original Ask: No Legislation

FY26: \$405,000 | FY27: \$405,000

Total: \$810,000

Traditional Healing Grant - Ongoing

FY25: \$2M

Original Ask: No Legislation

FY26: \$2M | FY27: \$2M

Total: \$4M

Vulnerable Adult Act Redesign - Phase II - Aging & Adult Services

FY24: \$17.13M

Original Ask: No Legislation

FY26: \$866,000 | FY27: \$867,000

Total: \$1.73M

Workforce Incentive Grants for Long-Term Services and Supports - Nursing, HCBS, BH, and EIDBI

FY24: \$90M

Original Ask: No Legislation

FY26: \$2.02M | FY27: \$2.02M

Total: \$4.04M

Direct Appropriations:

Establish a Funding Mechanism for a Program of All Inclusive Care for the Elderly (PACE)

FY24: \$265,000

Original Ask: \$265,000

Family Enhancement Center Community-Based Social Engagement & Connection Programs

FY24: \$400,000

Original Ask: \$720,000

Family Voices in MN Grant

FY24: \$75,000 | FY25: \$75,000

Total: \$150,000

Original Ask: No Legislation

FY26: \$75,000 | FY27: \$75,000

Total: \$150,000

Mayo Clinic Motion Analysis Advancements Clinical Study & Patient Care

FY24: \$400,000

Original Ask: No Legislation

Metropolitan Consortium of Community Developers DSP's Employee-Owned Co-op Program

FY24: \$350,000

Original Ask: \$500,000

Parent-to-Parent Program Grant

FY24: \$550,000 | FY25: \$550,000

Total: \$1.1M

Original Ask: \$250,000

Project ECHO at Hennepin Health Care

FY24: \$1.4M | FY25: \$1.4M

Total: \$2.8M

Original Ask: \$3M

**Wellness in the Woods Daily
Peer Support & Special Sessions**

FY24: \$300,000 | FY25: \$300,000

Total: \$600,000

Original Ask: \$500,000

**White Earth Nation Digital
Therapy Tool**

FY24: \$3.09M | FY25: \$53,000

Total: \$3.14M

Original Ask: \$4M

Unfunded Requests:

**Coalition of Northwest Suburbs
Community Organization**

Original Ask: \$4.97M

Community Action Grants

Original Ask: \$10M

Headway Emotional Health Services

Original Ask: \$600,000

**MN Alliance for
Volunteer Advancement**

Original Ask: \$1M

Power of People Leadership Institute

Original Ask: \$3M

Housing

Summary:

The Housing budget spent \$1.12B in total new funding for the FY24-25 biennium. Of this spending, \$360.02M went to nonprofits. Eight programs were competitive grants with money administered through the MN Housing Authority, 10 programs were direct appropriations. Three nonprofits did not receive funding. 76 bills were directed to the Housing Finance and Policy committee.

Total New Spending:

FY24: \$842.3M | FY25: \$273.3M
Total: \$1.12B

General Fund

FY24: \$792.1M | FY25: \$273.3M
Total: \$1.07B

Debt Service for Housing

Infrastructure Bonds

FY24: \$35.6M | FY25: \$38.9M
Total: \$74.5M

Nonprofit Spending:

General Fund

FY24: \$263.43M | FY25: \$96.59M
Total: \$360.02M

Competitive Grants:

Capacity Building Grants

FY24: \$3.15M | FY25: \$3.15M
Total: \$6.3M
Original Ask: No Legislation
FY26: \$645,000 | FY27: \$645,000
Total: \$1.29M

Challenge Program

FY24: \$60.43M | FY25: \$60.43M
Total: \$120.86M
Original Ask: \$22.43M
FY26: \$12.93M | FY27: \$12.93M
Total: \$25.86M

Family Homeless Prevention

FY24: \$55.27M | FY25: \$10.27M
Total: \$65.54M
Original Ask: \$220M
FY26: \$10.27M | FY27: \$10.27M
Total: \$20.54M

Homework Starts with Home

FY24: \$2.75M | FY25: \$2.75M
Total: \$5.5M
Original Ask: No Legislation

Lead Safe Homes Grant Program

FY24: \$4M
Original Ask: \$2M

Stable Housing Organization Relief

FY24: \$50M
Original Ask: \$120M

Supportive Housing Program

FY24: \$25M
Original Ask: No Legislation

Workforce Housing Development

FY24: \$19.5M | FY25: \$19.5M

Total: \$39M

Original Ask: \$20M

FY26: \$2M | FY27: \$2M

Total: \$4M

Direct Appropriations:

AEON

FY24: \$10M

Original Ask: No Legislation

Build Wealth MN

FY24: \$5.5M | FY25: \$500,000

Total: \$6M

Original Ask: \$10M

Commonbond Communities

FY24: \$4M

Original Ask: \$10M

Community Mediation MN

FY24: \$3M

Original Ask: No Legislation

Community Stabilization Project

FY24: \$445,000

Original Ask: \$445,000

Neighborhood House

FY24: \$2.4M

Original Ask: \$2.4M

Northcountry Cooperative Foundation

FY24: \$10M

Original Ask: No Legislation

Rondo Community Land Trust

FY24: \$2M

Original Ask: \$2.2M

Stairstep Foundation

FY24: \$1M

Original Ask: No Legislation

Urban Homeworks

FY24: \$5M

Original Ask: \$10M

Unfunded Requests:

360 Communities

Original Ask: \$17.5M

**Community Action Partnership
of Hennepin County**

Original Ask: \$45M

Habitat for Humanity

Original Ask: \$1M

Legacy

Summary:

The Legacy budget spent \$874.17M in total for the FY24-25 biennium. Of this spending, \$306.03M went to nonprofits. 12 programs were competitive grants and 62 were direct appropriations. Eight nonprofits did not receive funding. 70 bills were directed to the Legacy Finance committee.

For a detailed breakdown see Appendix B

Total Spending:

Arts & Cultural Heritage Fund

FY24: \$103.02M | FY25: \$88.93M
Total: \$191.95M

Clean Water Fund

FY24: \$158.9M | FY25: \$159.5M
Total: \$318.4M

Outdoor Heritage Fund

FY24: \$171.14M | FY25: \$56.1M
Total: \$227.22M

Parks & Trails Fund

FY24: \$72.2M | FY25: \$64.4M
Total: \$136.6M

Nonprofit Spending:

FY23: \$2.59M | FY24: \$204.76M
FY25: \$98.68M | Total: \$306.03M

Arts & Cultural Heritage (ACH) Fund:

FY23: \$2.59M | FY24: \$85.64M
FY25: \$71.79M | Total: \$160.02M

Outdoor Heritage (OH) Fund:

FY24: \$119.12M | FY25: \$26.89M
Total: \$146.01M

Competitive Grants, ACH Fund:

FY23: \$2.59M | FY24: \$62.98M
FY25: \$54.1M | Total: \$119.67M

Department of Administration

Hmong RPA Writing System

FY24: \$300,000 | FY25: \$300,000
Total: \$600,000
Original Ask: \$900,000

Minnesota Historical Society

Camille Gage Artists Fellowship to YMCA Minneapolis

FY24: \$55,000 | FY25: \$55,000
Total: \$110,000
Original Ask: \$110,000

MN His. Soc. FY23 Appropriations

See Appendix B

Statewide Historic & Culture grants

FY24: \$6.45M | FY25: \$7.04M
Total: \$13.49M
Original Ask: \$27.5M

Minnesota Humanities Center

Children's Museum Grants

FY24: \$1.6M | FY25: \$1.6M
Total: \$3.2M
Original Ask: Direct Appropriations to each museum

Civics Grants Program

FY24: \$300,000 | FY25: \$300,000
Total: \$600,000
Original Ask: \$400,000

Community Identity & Heritage Grant Program: Administration & Capacity-Building Grants

FY24: \$8.85M
Original Ask: \$8.96M

State Arts Board

Arts & Arts Access Initiatives

FY24: \$35.74M | FY25: \$36.44M
Total: \$72.18M
Original Ask: \$72.18M

Arts & Culture Heritage

FY24: \$2.42M | FY25: \$2.09M
Total: \$4.51M
Original Ask: \$4.51M

Arts Education

FY24: \$7.26M | FY25: \$6.27M
Total: \$13.53M
Original Ask: \$13.53M

Competitive Grants, OH Fund:

FY24: \$19.92M - See Appendix B

Direct Appropriations, ACH Fund:

FY24: \$22.66M | FY25: \$17.69M
Total: \$40.35M

Department of Administration

FY24: \$17.38M | FY25: \$15.64M
Total: \$33.02M

30,000 feet

FY24: \$75,000 | FY25: \$75,000
Total: \$150,000
Original Ask: \$150,000

Appetite for Change

FY24: \$200,000
Original Ask: \$250,000

Assn of MN Public Educational Radio Stations

FY24: \$2.05M | FY25: \$2.05M
Total: \$4.1M
Original Ask: \$3.9M

City of St. Paul - Hmong Plaza Construction

FY24: \$450,000
Original Ask: \$1.4M Under Changsha Friendship Garden

Como Park Zoo

FY24: \$1.73M | FY25: \$1.73M
Total: \$1.1M
Original Ask: \$3.5M

Comunidades Latinas Unidas En Servicio (CLUES)

FY24: \$250,000 | FY25: \$250,000
Total: \$500,000
Original Ask: \$1M

Great Lakes Aquarium

FY24: \$250,000 | FY25: \$250,000
Total: \$500,000
Original Ask: \$500,000

Hmong Cultural Center of MN

FY24: \$150,000 | FY25: \$150,000
Total: \$300,000
Original Ask: \$300,000

Hong De Wu Guan

FY24: \$25,000
Original Ask: \$90,000

Ka Joog

FY24: \$250,000 | FY25: \$250,000
Total: \$500,000
Original Ask: No Legislation

Lake Superior Zoo

FY24:\$150,000 | FY25: \$150,000

Total: \$300,000

Original Ask: \$300,000

Minnesota Zoo

FY24: \$2M | FY25: \$2M

Total: \$4M

Original Ask: \$4M

**MN African American
Heritage Museum & Gallery**

FY24: \$235,000 | FY25: \$125,000

Total: \$360,000

Original Ask: \$250,000

MN Museum of American Art

FY24: \$200,000 | FY25: \$200,000

Total: \$400,000

Original Ask: \$1.5M

MN Public Radio

FY24: \$2.05M | FY25: \$2.05M

Total: \$4.1M

Original Ask: \$4.7M

MN State Band

FY24: \$25,000 | FY25: \$25,000

Total: \$50,000

Original Ask: \$50,000

One Heartland Center

FY24: \$50,000 | FY25: \$50,000

Total: \$100,000

Original Ask: No Legislation

Public Art Saint Paul

FY24: \$75,000 | FY25: \$75,000

Total: \$150,000

Original Ask: \$500,000

Public Television

FY24: \$5M | FY25: \$4.5M

Total: \$9.5M

Original Ask: \$1M

Science Museum of MN

FY24: \$825,000 | FY25: \$835,000

Total: \$1.66M

Original Ask: \$1.74M

Sepak Takraw of USA

FY24: \$50,000

Original Ask: \$100,000

Siengkane Lao MN

FY24: \$50,000 | FY25: \$50,000

Total: \$100,000

Original Ask: \$180,000

Somali Museum of MN

FY24: \$125,000 | FY25: \$125,000

Total: \$300,000

Original Ask: \$2M

The Bakken Museum

FY24: \$150,000

Original Ask: \$300,000

The Great Northern

FY24: \$75,000 | FY25: \$75,000

Total: \$150,000

Original Ask: \$500,000

Tibetan American Foundation

FY24: \$25,000 | FY25: \$25,000

Total: \$50,000

Original Ask: \$50,000

Wilderness Inquiry

FY24: \$500,000 | FY25: \$600,000

Total: \$1.1M

Original Ask: \$1.15M

Minnesota Historical Society

FY24: \$1.23M

Dakota County Historical Society

FY24: \$275,000

Original Ask: \$275,000

Litchfield Opera House

FY24: \$100,000

Original Ask: \$100,000

MN Transportation Museum

FY24: \$100,000
Original Ask: \$3.5M

Olmsted County Historical Society

FY24: \$500,000
Original Ask: \$2M

Special Guerrilla Units Veterans & Families of USA, Inc.

FY24: \$250,000
Original Ask: \$500,000

Minnesota Humanities Center

FY24: \$2.05M | FY25: \$2.05M
Total: 4.1M

MN Public Radio

FY24: \$2.05M | FY25: \$2.05M
Total: \$4.1M
Original Ask: \$4.7M

State Arts Board

FY24: \$2M

MN United Foundation

FY24: \$2M
Original Ask: \$5M

Direct Appropriations, OH Fund:

FY24: \$99.2M | FY25:\$26.89M
Total: \$126.09M
See Appendix B for Details

Forests

FY24: \$2.77M

Habitats

FY24: \$54.27M | FY25: \$26.89M
Total: \$81.16M

Prairies

FY24: \$19.61M

Wetlands

FY24: \$22.55M

Unfunded Requests:

Allied Vietnam War Vets Coalition
Original Ask: \$11.5M

Disappearing Indigenous Cultures facility
Original Ask: Blank Appropriation

The Museum & Cultural Center of the North
Original Ask: \$920,000

MN Urban Debate League
Original Ask: \$500,000

Sisu Heritage
Original Ask: \$100,000

The Diverse Emerging Music Organization
Original Ask: \$250,000

The Purchasing of Ruby Slippers
Original Ask: Blank Appropriation

Public Safety

Summary:

The Public Safety budget spent \$3.5B in total new funding for the FY24-25 biennium. Of this spending, \$115M went to nonprofits. 13 programs were competitive grants and three were direct appropriations. Seven nonprofits did not receive funding. 256 bills were directed to the Public Safety Finance and Policy committee.

Total New Spending:

General Fund

FY24: \$1.79B | FY25: \$1.74B

Total: \$3.54B

FY26: \$1.69B | FY27: \$1.69B

Total: \$3.37B

Nonprofit Spending:

General Fund

FY24: \$98.79M | FY25: \$16.84M

Total: \$115.61M

FY26: \$7.23M | FY27: \$ 7.23M

Total: \$14.45M

Competitive Grants:

Community Crime & Violence Prevention Grants

FY24: \$70M

Original Ask: \$150M

Community Crime Intervention & Prevention Grants

FY24: \$750,000 | FY25: \$750,000

Total: \$1.5M

Original Ask: No Legislation

Direct Assistance to Crime Survivors

FY24: \$5M | FY25: \$5M

Total: \$10M

Original Ask: \$8M

Domestic & Sexual Violence Housing

FY24: \$1.5M | FY25: \$1.5M

Total: \$3M

Original Ask: No Legislation

FY26: \$1M | FY27: \$1M

Total: \$2M

Local Juvenile Restorative Justice Programs

FY24: \$4M | FY25: \$4M

Total: \$8M

Original Ask: Blank Appropriation

FY26: \$2.5M | FY27: \$2.5M

Total: \$5M

Minnesota HEALS

FY24: \$500,000 | FY25: \$500,000

Total: \$1M

Original Ask: No Legislation

Racially Diverse Youth Using Shelter

FY24: \$250,000 | FY25: \$250,000

Total: \$500,000

Original Ask: 180 degrees of Rochester/
St. Cloud Direct Appropriations

Ramsey County Violence Prevention Grant Program

FY24: \$5M

Original Ask: \$10M

Ramsey County Youth Treatment Homes

FY24: \$5M
Original Ask: \$5M

Prepare Applicants for Clemency Review Commission

FY24: \$200,000 | FY25: \$200,000
Total: \$400,000
Original Ask: Blank Appropriation
FY26: \$200,000 | FY27: \$200,000
Total: \$400,000

Supplemental Nonprofit Security Grants

FY24: \$250,000 | FY25: \$250,000
Total: \$500,000
Original Ask: \$450,000

Supportive Arts Grant Program to Incarcerated Persons

FY24: \$425,000
Original Ask: Blank Appropriation

Youth Intervention Programs

FY24: \$3.53M | FY25: \$3.53M
Total: \$7.06M
Original Ask: \$21.5M
FY26: \$3.53M | FY27: \$3.53M
Total: \$7.06M

Direct Appropriations:

First Witness Child Advocacy Center

FY24: \$1.5M
Original Ask: \$1.5M

Minnesota Justice Research Center

FY24: \$250,000 | FY25: \$250,000
Total: \$500,000
Original Ask: \$1M

Violence Prevention Project Research Center

FY24: \$500,000 | FY25: \$500,000
Total: \$1M
Original Ask: \$2M

Unfunded Requests:

180 Degrees Rochester

Original Ask: \$250,000
No direct appropriation but competitive grant program in same amount

180 Degrees St. Cloud

Original Ask: \$250,000
No direct appropriation but competitive grant program in same amount

Abijahs on the Backside

Original Ask: \$250,000

Assisting with Expungements

Original Ask: Blank Appropriation

Heroes Helping Heroes

Original Ask: \$1M

Intervention Services Grants

Original Ask: Blank Appropriation

Law Enforcement Mental Health Treatment Grants

Original Ask: \$25M

MN SafeStreets Program

Original Ask: \$4M

Preventing & Ending Targeting Black Women or Girls

Original Ask: \$600,000

Prevention & Intervention Services to Address Opioid Abuse

Original Ask: \$2.5M

Prevention Services Grants

Original Ask: Blank Appropriation

Prison-to-employment Pathway Grant Program

Original Ask: \$2M

***Providing Security to
Faith Organizations***

Original Ask: \$50M

***Reducing Crime in the
African American Community***

Original ask: \$35M

\$21M - engagement/intervention,

\$7M - to strengthen families,

\$7M - build community capacity to
respond to violence and crime

***Services that Reduce Barriers
& Invest in Communities***

Original Ask: Blank Appropriation

Somali Youth Link

Original Ask: \$2M

***The Power of People
Leadership Institute***

Original Ask: \$3M

***YMCA of the North -
Safe Streets Program***

Original Ask: \$500,000



Taxes

Summary:

The Tax budget spent \$2.08B in total for the FY24-25 biennium. Aids and Credits in the tax bill were minimal. Of this spending, \$10M went to nonprofits. These appropriations both go to the City of Minneapolis, which will then be subgranted. 375 bills were directed to the Taxes committee.

Total Spending:

FY24-25: \$2.08B | FY26-27: \$745M
Total Tax Increase: \$2.83B
FY24-25: \$919M | FY26-27: \$555M
Total Tax Cuts: \$1.47B

Pass Through Appropriations:

Hiawatha Campus Holding Costs

FY24: \$2M
Original Ask: No Legislation

Lake Street Rebuilding

FY24: \$8M
Original Ask: No Legislation



Workforce & Economic Development

Summary:

The Workforce and Economic Development budget spent \$1B in new funding total for the FY24-25 biennium. Of this spending, \$241.5M went to nonprofits. 18 programs were competitive grants and 69 were direct appropriations. Seven nonprofits did not receive funding. 150 bills were directed to this committee (64 Economic Development, 86 Workforce Development).

Total New Spending:

General Fund

FY24: \$437.73M | FY25: \$342.19M

Total: \$779.92M

FY26: \$158.93M | FY27: \$158.92M

Total: \$317.85M

Workforce Development Fund

FY24: \$30.28M | FY25: \$30.28M

Total: \$60.56M

FY26: \$23.29M | FY27: \$23.29M

Total: \$46.58M

Nonprofit Spending, Business & Community Development:

General Fund

FY24: \$192M | FY25: \$138.88M

Total: \$330.88M

FY26: \$45.17M | FY27: \$45.17M

Total: \$90.34M

Remediation Fund

FY24: \$700,000 | FY25: \$700,000

Total: \$1.4M

FY26: \$700,000 | FY27: \$700,000

Total: \$1.4M

Workforce Development Fund

FY24: \$1.35M | FY25: \$1.35M

Total: \$2.7M

FY26: \$1.35M | FY27: \$1.35M

Total: \$2.7M

Nonprofit Spending, Employment & Training:

General Fund

FY24: \$91.04M | FY25: \$83.5M

Total: \$174.54M

FY26: \$8.75M | FY27: \$8.75M

Total: \$17.5M

Workforce Development Fund

FY24: \$21M | FY25: \$21M

Total: \$42M

FY26: \$14M | FY27: \$14M

Total: \$28M

Nonprofit Spending, Explore MN Tourism:

General Fund

FY24: \$40.95M | FY25: \$21.37M

Total: \$62.32M

FY26: \$17.02M | FY27: \$17.02M

Total: \$34.04M

Special Revenue

FY24: \$350,000 | FY25: \$592,000

Total: \$942,000

FY26: \$350,000 | FY27: \$350,000

Total: \$700,000

Competitive Grants:

Clean Economy Equitable Workforce

FY24: \$1M | FY25: \$2M

Total: \$3M

Original Ask: \$20M

Community Wealth Building Grants

\$3M Split Between FY24/25

Original Ask: \$15M

Drive for 5 Workforce Fund

\$20M Split Between FY24/25

Original Ask: No Legislation

Emerging Developer Fund Program

FY24: \$5M

Original Ask: Blank Appropriation

Emerging Entrepreneur Loan Program

\$2M Split Between FY24/25

Original Ask: No Legislation

Expanding Opportunity Fund

FY24: \$10M

Original Ask: No Legislation

Getting to Work

\$2M Split Between FY24/25

Original Ask: \$2M

Job Skills Partnership Program

\$4.2M Every Year Through FY27

Original Ask: No Legislation

Pathways to Prosperity

FY24-25: \$5.09M | FY26-27: \$5.09M

Total: \$10.18M

Original Ask: No Legislation

PROMISE Act Grants

\$94.95M Split Between FY24/25

Original Ask: No Legislation

PROMISE Act Loans

\$30.3M Split Between FY24/25

Original Ask: No Legislation

Redevelopment Grant program

\$9.49M Split Between FY24/25

Original Ask: No Legislation

Robotics Team & STEM Internships

FY24: \$3M

Original Ask: \$3M

SE Asian Communities Grants

\$2M Split Between FY24/25

Original Ask: No Legislation

Small Business Partnership

\$12.85M Split Between FY24/25

Original Ask: \$25M

Support Services/Self-Sufficiency & Job Training Grants

\$2M Split Between FY24/25

Original Ask: No Legislation

Targeted Population Workforce Program

\$50M Split Between FY24/25

Original Ask: No Legislation

FY26: \$1.26M | FY27: \$1.26M

Total: \$2.52M

Youth-at-Work Competitive Grant Program

\$1.5M Split Between FY24/25

Original Ask: No Legislation

Direct Appropriations:

30,000 Feet

FY24: \$400,000 | FY25: \$400,000

Total: \$800,000

Original Ask: \$375,000 Per Year

Abijahs on the Backside

FY24: \$250,000 | FY25: \$250,000

Total: \$500,000

Original Ask: \$250,000

African Career Education & Resources Inc. (ACER)

FY24: \$2M

Original Ask: \$3M

African Development Center

FY24: \$5M

Original Ask: \$18M

African Economic Development Solutions

FY24: \$1M | FY25: \$1M

Total: \$2M

Original Ask: \$3M

Al Maa'uun

FY24: \$500,000 | FY25: \$500,000

Total: \$1M

Original Ask: No Legislation

All Square

FY24: \$300,000 | FY25: \$300,000

Total: \$600,000

Original Ask: \$600,000

Alliance of Boys & Girls Clubs

FY24: \$1M | FY25: \$1M

Total: \$2M

Original Ask: \$2.5M Per Year

American Indian OIC

FY24: \$500,000 | FY25: \$500,000

Total: \$1M

Original Ask: \$1M

Asian Economic Development Assn.

FY24: \$500,000 | FY25: \$500,000

Total: \$1M

Original Ask: No Legislation

Avivo

FY24: \$900,000 | FY25: \$900,000

Total: \$1.8M

Original Ask: \$650,000 Per Year

Better Futures

FY24: \$425,000 | FY25: \$425,000

Total: \$850,000

Original Ask: \$850,000

Big Brothers Big Sisters

FY24: \$500,000 | FY25: \$500,000

Total: \$1M

Original Ask: \$1M

Black Women's Wealth Alliance

FY24: \$589,000 | FY25: \$589,000

Total: \$1.18M

Original Ask: \$1M

Boys & Girls Club of Central MN

FY24: \$463,000 | FY25: \$0

Total: \$463,000

Original Ask: \$463,000

Bridges to Healthcare

FY24: \$750,000 | FY25: \$750,000

Total: \$1.5M

Original Ask: \$1.5M

Building Strong Communities

FY24: \$400,000 | FY25: \$400,000

Total: \$800,000

Original Ask: \$800,000

CAIRO

FY24: \$500,000 | FY25: \$500,000
Total: \$1M
Original Ask: \$250,000

CAP of Hennepin County

FY24: \$3M | FY25: \$3M
Total: \$6M
Original Ask: No Legislation

Center for Economic Inclusion

FY24: \$3M
Original Ask: \$10M

CLUES

FY24: \$1M | FY25: \$1M
Total: \$2M
Original Ask: \$4M

CMCEO

FY24: \$500,000 | FY25: \$500,000
Total: \$1M
Original Ask: No Legislation

Community & Economic Development Associates

FY24: \$627,000
Original Ask: \$627,000

COPAL

FY24: \$500,000 | FY25: \$500,000
Total: \$1M
Original Ask: \$1M

East Side Neighborhood

FY24: \$600,000 | FY25: \$600,000
Total: \$1.2M
Original Ask: \$600,000 Per Year

Emerge

FY24: \$500,000 | FY25: \$500,000
Total: \$1M
Original Ask: \$1M

FATHER Project

FY24: \$250,000
Original Ask: \$2M

Greater Twin Cities United Way

FY24: \$500,000 | FY25: \$500,000
Total: \$1M
Original Ask: \$5M

Hmong American Partnership

FY24: \$1M | FY25: \$1M
Total: \$2M
Original Ask: \$2M

Hmong Chamber of Commerce

FY24: \$500,000 | FY25: \$500,000
Total: \$1M
Original Ask: No Legislation

Initiative Foundations

FY24: \$7M
Original Ask: \$7M

International Institute

FY24: \$550,000 | FY25: \$550,000
Total: \$1.1M
Original Ask: \$1.1M

Latino Chamber of Commerce

FY24: \$125,000 | FY25: \$125,000
Total: \$250,000
Original Ask: \$250,000

Latino Economic Development Center

FY24: \$1.5M | FY25: \$1.5M
Total: \$3M
Original ask: \$4M

LatinoLEAD

FY24: \$250,000
Original Ask: \$250,000

Metropolitan Economic Development Assn.

FY24: \$5M
Original Ask: \$15M

MICC

FY24: \$500,000 | FY25: \$500,000
Total: \$1M
Original Ask: \$1M

Mind the G.A.P.P.

FY24: \$750,000 | FY25: \$750,000

Total: \$1.5M

Original Ask: \$1.5M

MN Assn. of Black Lawyers

FY24: \$350,000 | FY25: \$350,000

Total: \$500,000

Original Ask: \$700,000 (Higher Education)

MN Diversified Ind. (MDI)

FY24: \$1.45M | FY25: \$450,000

Total: \$1.9M

Original Ask: \$1.9M

MN Film & TV Board

FY24-25: Matching \$650,000

Original Ask: No Legislation

FY26-27: Matching \$650,000

MN Grocer's Assn. Foundation

FY24: \$100,000 | FY25: \$100,000

Total: \$200,000

Original Ask: \$100,000

MN YWCA Minneapolis

FY24: \$350,000 | FY25: \$350,000

Total: \$700,000

Original Ask: \$700,000

MNCAPD, Roots Connect, FRAYEO

FY24: \$250,000 | FY25: \$250,000

Total: \$500,000

Original Ask: \$1.2M

MNSBIR Inc.

FY24: \$1M

Original Ask: \$5M

Neighborhood Development Center

FY24: \$4M | FY25: \$1M

Total: \$5M

Original ask: \$7.9M

Owatonna & Steele Co. Workforce

FY24: \$275,000 | FY25: \$275,000

Total: \$550,000

Original Ask: \$1M

Owatonna Learn to Earn

FY24: \$1M

Original Ask: \$1M

Pillsbury United Communities

FY24: \$500,000 | FY25: \$500,000

Total: \$1M

Original Ask: \$1M

Power of People Leadership Institute

FY24: \$2M

Original Ask: \$2M (Children & Families)

Project for Pride in Living

FY24: \$500,000 | FY25: \$500,000

Total: \$1M

Original Ask: \$1M

Propel Nonprofits

FY24: \$2M | FY25: \$2M

Total: \$4M

Original Ask: \$6M

ProStart

FY24: \$250,000

Original Ask: \$250,000

Redemption Project

FY24: \$1M | FY25: \$1M

Total: \$2M

Original Ask: \$2M

Rural Policy & Development Center

\$778,000 Split Between FY24/25

Original Ask: \$1.28M

FY26-27: \$278,000

Sanneh Foundation

FY24: \$750,000 | FY25: \$750,000

Total: \$1.5M

Original Ask: \$3M

Social Kitchen

FY24: \$200,000 | FY25: \$200,000
Total: \$400,000
Original Ask: \$415,000

Southeast Simulation Center

FY24: \$250,000 | FY25: \$250,000
Total: \$500,000
Original Ask: \$3.29M

Stairstep Foundation

FY24: \$270,000 | FY25: \$270,000
Total: \$540,000
Original Ask: No Legislation

Summit Academy OIC

FY24: \$1.26M | FY25: \$1.26M
Total: \$2.52M
Original Ask: \$5M

Teen Teamworks

FY24: \$750,000 | FY25: \$750,000
Total: \$1.5M
Original Ask: \$375,00 Per Year

Twin Cities Quorum

FY24: \$125,000 | FY25: \$125,000
Total: \$250,000
Original Ask: \$125,000 Per Year

Twin Cities Rise

FY24: \$1.2M | FY25: \$1.2M
Total: \$2.4M
Original Ask: \$2.4M

Ujamaa Place

FY24: \$1.5M | FY25: \$1.5M
Total: \$3M
Original Ask: \$1.5M Per Year

White Bear Center for the Arts

FY24: \$250,000 | FY25: \$250,000
Total: \$500,000
Original Ask: \$1.2M

Women Venture

FY24: \$2M
Original Ask: \$6M

YMCA of the North

FY24: \$300,000 | FY25: \$300,000
Total: \$600,000
Original Ask: \$600,000

Youthbuild

FY24: \$1.09M | FY25: \$1.09M
Total: \$2.18M
Original Ask: \$2.5M

Youthprise

FY24: \$3M | FY25: \$3M
Total: \$6M
Original Ask: \$6M

Unfunded Requests:

Dreamland

Original Ask: \$4M

Fortis Capital

Original Ask: \$12M

East Phillips Neighborhood Institute

Original Ask: \$20M

Isuroon

Original Ask: \$300,000

GiveMN

Original Ask: \$2M

Sabathani

Original Ask: \$2M

Helmets to Hard Hats

Original Ask: \$455,000

Appendix A: Spending Across Biennia

Spending By Budget Area:

Cancellation Estimates (Unused \$)

FY20-21: -\$15M
FY22-23: -\$20M
FY24-25: -\$20M

Capital Projects & Grants

FY20-21: \$308.86M
FY22-23: \$744.71M
FY24-25: \$1.32B

Debt Service

FY20-21: \$1.06B
FY22-23: \$1.14B
FY24-25: \$1.18B

E-12 Education

FY20-21: \$19.84B
FY22-23: \$20.18B
FY24-25: \$24.26B

Economic Development (Energy, Agriculture, Housing, Commerce)

FY20-21: \$632.75M
FY22-23: \$1.48B
FY24-25: \$3.88B

Environment & Energy

FY20-21: \$343M
FY22-23: \$387.78M
FY24-25: \$1.04B

Health & Human Services

FY20-21: \$13.75B
FY22-23: \$15.2B
FY24-25: \$20.63B

Higher Education

FY20-21: \$3.4B
FY22-23: \$3.54B
FY24-25: \$4.17B

Property Tax Aids & Cuts

FY20-21: \$3.97B
FY22-23: \$4.64B
FY24-25: \$5.31B

Public Safety & Judiciary

FY20-21: \$2.57B
FY22-23: \$2.73B
FY24-25: \$3.56B

State Government & Veterans

FY20-21: \$1.55B
FY22-23: \$1.71B
FY24-25: \$2.87B

Transportation

FY20-21: \$358.41M
FY22-23: \$482.7M
FY24-25: \$1.32B

Appendix B: Legacy

Competitive Grants, Arts & Cultural Heritage Fund:

MN Historical Society FY23 Appropriations

History partnerships to Preserve & Enhance Access to MN's History & Cultural Heritage

FY23 Only: \$358,000

Statewide Grants for Preserving Significant Historic & Cultural Resources

FY23 Only: \$2.23M

Competitive Grants, Outdoor Heritage Fund:

Habitats

Conservation Partners Legacy Grant Program

Phase XII- FY24:

\$10.42M - competitive matching grants up to \$400,000 to local/regional/state/national organizations for enhancing/restoring/protecting forests, wetlands, prairies, or habitat for fish/game/wildlife
At least \$3.25M - 7-county metro area and cities over 50K residents

At least \$3M - grants to applicants that have not previously applied

\$475,000 may be for personnel costs

Phase XV- FY24:

\$9.5M - competitive matching grants up to \$500,000

At least \$2.5M - metro area and cities over 50K residents

At least \$3M - grants to applicants that have not previously applied

\$450,000 may be for personnel costs

Direct Appropriations, Outdoor Heritage Fund:

Forests

Hardwood Hills Habitat Conservation Program

FY24: \$1.72M - MN Land Trust

Protecting & Enhancing Public Land Forest Habitats by Strategically Acquiring Private Land Inholdings

FY24: \$1.05M - Ruffed Grouse Society

Habitats

Accelerating Habitat Conservation in Southwest MN

Phase II - FY24: \$3.07M - MN Land Trust

Phase I - FY25: \$3.04M - MN Land Trust

Anoka Sand Plain

Habitat Conservation

Phase VIII - FY24 Total: \$2.18M

\$839,000 - Great River Greening

\$1.17M - MN Land Trust

\$175,000 - National Wild Turkey Federation

Cannon River Watershed Habitat Restoration & Protection Program

Phase XII - FY24 Total: \$2.98M

\$119,000 - Clean River Partners

\$994,000 - Great River Greening

\$1.87M - Trust for Public Land

DNR St. Louis River

Restoration Initiative

Phase X - FY24: \$140,000 to MN Land Trust

Enhance Metro & Southeast MN

Trout Stream Habitats

Phase II - FY24: \$1.69M - Trout Unlimited

Fisheries Habitat Protection on Strategic North Central MN Lakes

Phase IX - FY24 Total: \$3.72M
\$1.94M - MN Land Trust
\$1.78M - Northern Waters Land Trust
Phase VI - FY25 Total: \$2.81M
\$1.93M - MN Land Trust
\$883,000 - Northern Waters Land Trust

Hennepin County Habitat Conservation Program

Phase III- FY24: \$2.96M - MN Land Trust
Phase II - FY25: \$2.71M - MN Land Trust

Knife River Habitat Rehabilitation

Phase V - FY25:
\$700,000 - Zeitgeist, & Lake Superior Steelhead Assn.

Metro Big Rivers

Phase XIII - FY24 Total: \$15.34M
\$540,000 - Friends of the Mississippi River
\$928,000 - Great River Greening
\$2M - MN Land Trust
\$700,000 - MN Valley Trust
\$11.17M - Trust for Public Land
Phase X - FY25 Total: \$6.48M
\$300,000 - Friends of the Mississippi River
\$366,000 - Great River Greening
\$1.6M - MN Land Trust
\$801,000 - MN Valley Trust
\$3.41M - Trust for Public Land

Mississippi Headwaters Habitat Corridor Project

Phase V - FY25:
\$2.11M - Trust for Public Land

Protecting Coldwater Fisheries on MN's North Shore

FY25: \$1.81M - MN Land Trust

Protecting MN's Lakes of Outstanding Biological Significance

Phase II -FY24 Total: \$3.65M
\$2.14M - MN Land Trust
\$1.51M - Northern Waters Land Trust

Resilient Habitat for Heritage Brook Trout

FY25 Total: \$2.27M
\$801,000 - MN Land Trust
\$350,000 - Nature Conservancy
\$258,000 - Trout Unlimited
\$857,000 - Trust for Public Land

Restoring & Enhancing MN's Important Bird Areas in the St. Croix River Valley

FY24: \$1.03M - Audubon Minnesota

Sauk River Watershed Habitat Protection & Restoration

Phase II -FY25 Total: \$3.49M
\$1.42M - MN Land Trust
\$2.07M - Pheasants Forever

SE MN Protection & Restoration

Phase XI - FY24 Total: \$3.67M
\$1.42M - MN Land Trust
\$1.31M - Nature Conservancy
\$942,000 - Trust for Public Land

St. Croix Watershed Habitat Protection & Restoration

Phase IV - FY24 Total: \$13.84M
\$2.03M - MN Land Trust
\$11.7M - Trust for Public Land
\$105,000 - Wild Rivers Conservancy

Trout Unlimited Coldwater Fish Habitat Enhancement & Restoration

Phase XII - FY25: \$1.47M

Prairies

Accelerating the USFWS Habitat Conversation Easement Program

Phase IV - FY24 Total: \$5.08M

\$3.39M - Ducks Unlimited

\$1.69M - Pheasants Forever

Accelerating the Wildlife Management Area Program

Phase XV - FY24:

\$5.22M - Pheasants Forever

Enhanced Public Land - Grasslands

Phase VI - FY24:

\$2.77M - Pheasants Forever

Martin County DNR WMA Acquisition

Phase VII - FY24 Total: \$2.14M

\$46,000 - Conservation Fund

\$421,000 - Ducks Unlimited

\$1.67M - Fox Lake Conservation League Inc.

Prairie Chicken Habitat Partnership, Southern Red River Valley

Phase IX - FY24:

\$4.4M - Pheasants Forever & the MN

Prairie Chicken Society

Wetlands

Accelerating the Waterfowl Production Area Acquisition Program

Phase XIV - FY24:

\$5.23M - Pheasants Forever

Big Woods Wetland Enhancement

FY24: \$619,000 - Scott-Le Sueur

Waterfowlers

Living Shallow Lakes & Wetlands Enhancement & Restoration

Phase IX - FY24: \$6.63M - Ducks Unlimited

Phase XI - FY24: \$7.06M

Wetland Habitat Protection & Restoration Program




Phase VIII - FY24: \$3.01M - MN Land Trust

Appendix C: Data Graphics

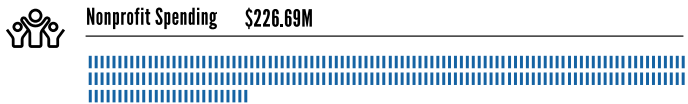
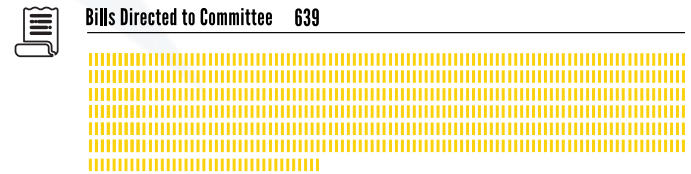

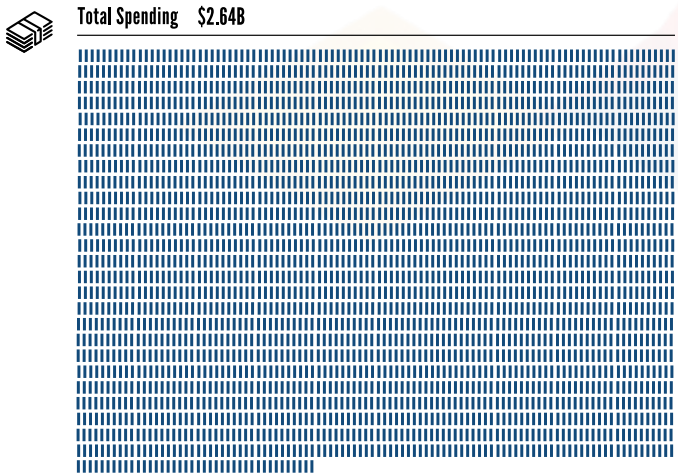
— one full row = 100 units

■ = \$1M in spending
 ■ = one grant program
 ■ = one request
■ = \$1M in spending
 ■ = one appropriation
 ■ = one bill

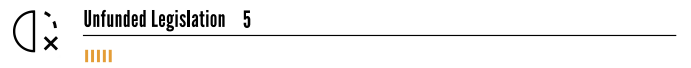


Agriculture:



Capital Investment:



Early Education:






— one full row = 100 units

■ = \$1M in spending
■ = \$1M in spending

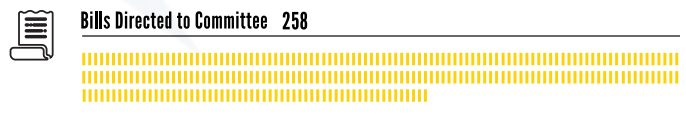

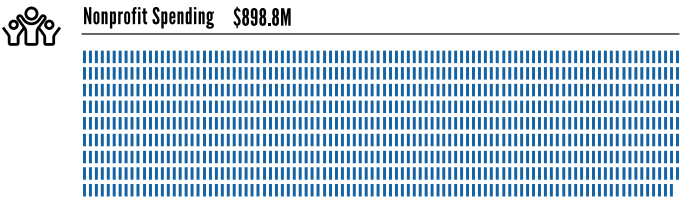
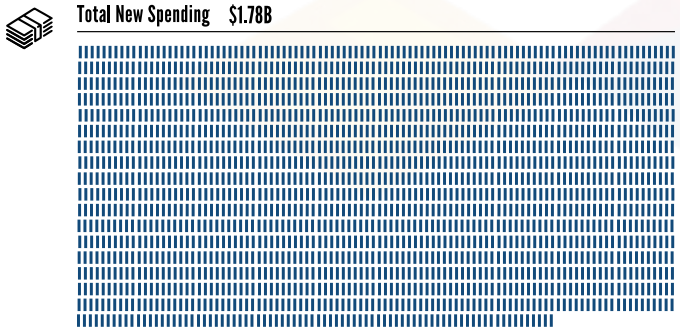
■ = one grant program
■ = one request

■ = one appropriation
■ = one bill



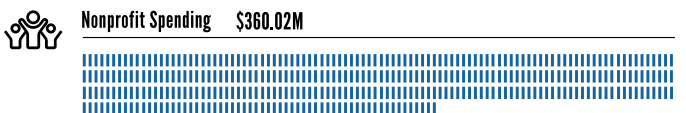
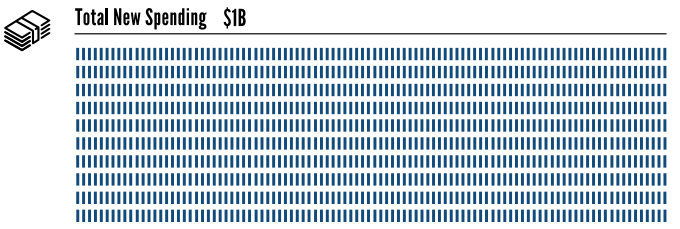
Education:



Health & Human Services (HHS):



Housing:




— one full row = 100 units

■ = \$1M in spending
 ■ = one grant program
 ■ = one request
■ = \$1M in spending
 ■ = one appropriation
 ■ = one bill

Human Services:



Total New Spending \$2.92B



Competitive Grants 31



Direct Appropriations 9




Unfunded Legislation 5



Bills Directed to Committee 92



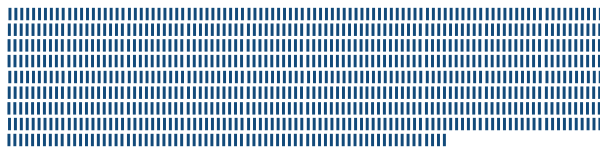
Nonprofit Spending \$568.4M



Legacy:



Total Spending \$874.17M



Competitive Grants 12



Direct Appropriations 62



Unfunded Legislation 8



Bills Directed to Committee 70




Nonprofit Spending \$306.03M



Public Safety:



Total New Spending \$3.5B



Competitive Grants 13



Direct Appropriations 3



Unfunded Legislation 7



Bills Directed to Committee 256




Nonprofit Spending \$115M



Taxes:



Total Spending \$2.08B



Competitive Grants 0



Direct Appropriations 2



Unfunded Legislation 0



Bills Directed to Committee 375



Nonprofit Spending \$10M



Workforce & Economic Development:



Total New Spending \$1B



Competitive Grants 18



Direct Appropriations 69



Unfunded Legislation 7



Bills Directed to Committee 150



Nonprofit Spending \$241.5M



Resources

Budget Areas FY24/25:

Agriculture

www.house.mn.gov/comm/docs/VkAO-XR-L9Uu_o1YVYsy8eQ.pdf

Capital Investment

assets.senate.mn/fiscalpol/tracking/2023/Capital-Investment-Laws-2023-Ch-71-72.pdf

Early Education

www.house.mn.gov/comm/docs/J4e0uLAq-oUinUJCU7a7KLA.pdf

Education

[www.senate.mn/conference_committee/2023-2024/1531_Conference_Committee_on_H.F._2497/23,%20CC%20K-12%202023.05.12%201.14PM%20\(1\).pdf](http://www.senate.mn/conference_committee/2023-2024/1531_Conference_Committee_on_H.F._2497/23,%20CC%20K-12%202023.05.12%201.14PM%20(1).pdf)

Health & Human Services (HHS)

www.house.mn.gov/comm/docs/EuPosUx-QM0mJhGZyc4gz_A.pdf

Housing

www.senate.mn/conference_committee/2023-2024/1534_Conference_Committee_on_H.F._2335/Housing%20CC%20agreement%20Final%20II.pdf

Human Services

[www.senate.mn/conference_committee/2023-2024/1535_Conference_Committee_on_S.F._2934/Human%20Services%20Omnibus%20Spreadsheet%20-%20HF%202847_SF%202934%20-%20CC%20Agreement%20\(5.14%20650%20PM\).pdf](http://www.senate.mn/conference_committee/2023-2024/1535_Conference_Committee_on_S.F._2934/Human%20Services%20Omnibus%20Spreadsheet%20-%20HF%202847_SF%202934%20-%20CC%20Agreement%20(5.14%20650%20PM).pdf)

Legacy

www.house.mn.gov/comm/docs/NwgX-87W5d0qKSaWr_rRHuw.pdf

Public Safety

www.house.mn.gov/comm/docs/DJX-hOBY-nUWS1e8yL4o7ZA.pdf

Taxes

www.house.mn.gov/comm/docs/IZaeAP-NwyUKm5nV_msLoCw.pdf

Workforce & Economic Development

www.house.mn.gov/comm/docs/bkbUEiU-vWUyAa7qBGQbPJg.pdf

Spending Across Biennia:

FY20-21

mn.gov/mmb-stat/documents/budget/operating-budget/enacted/2021/21eos-fba-summary.pdf

FY22-23 & Projections for FY24-25

mn.gov/mmb-stat/documents/budget/operating-budget/enacted/2023/eos23-fba-summary.pdf

Acknowledgements

Editing, Design, & Data Analysis:

Rachel Nugent (Koch)

Research & Data Analysis:

Natalia Madryga

Early Education, Education, & Public Safety

Tina Maharath

Legacy

Alysen Nesse

Executive Summary & Housing

Isabella Rojas

Agriculture, Health & Human Services,
Human Services, Taxes, &
Workforce Development

Will Waggoner

Capital Investment

Research & Editing Assistance:

Amy Koch, Nancy Hylden,

Brian McDaniel, & Fatima Moore

Hylden Advocacy & Law

In Partnership with:

***Margaret A. Cargill Philanthropies
& Minnesota Council on Foundations***



